

SONG

"Praise to the Man"

HYMN #27

INSTRUCTIONS



**PREPARATION:** Print all Signs on 8.5" x 11" (Cardstock or Regular White Paper)- both verses and chorus. Cut all the wording and images out- leaving only a thin white border on each.

This set of printables is designed to fit a 22" x 28" poster board, or space of that size on a chalk board. If using a poster board- these can be taped or glued to the poster. You'll need TWO poster boards- One for the Chorus- one side will be used, and another board for Verse #1 and #2- one per side. (Verses #3 and #4 are NOT included in this packet.)

SUGGESTED LAYOUT

FILLS A 22" X 28" POSTER BOARD

SIGNS ARE 8.5" X 11" EACH  
(CUT OUT WORDING AND IMAGES)



CHORUS



## LESSON PLAN

# "Praise to the Man"

**INTRODUCTION:** Display the Chorus Board or images displayed on a Board. Point out an image of Joseph Smith. Ask if the children know who that is? What do you know about him? What does he have to do with the Book of Mormon? What happened to him? After several share their answers- tell them you'd like to introduce a song from the Green Hymn Book (Hold up a Hymn Book to help them make connections.) Tell them it's a song about the Prophet Joseph Smith.

**TEACH THE CHORUS:** Using the poster with images- teach the first few phrases of the Chorus. Key words and Images are included to help as they learn the song. While the song is played, have the children practice singing the phrases they've just learned. It's a song full of big words and phrases- be sure to take time to briefly explain the tricky words. Continue teaching and practicing a phrase at a time, until they've learned the entire chorus.

**TEACH THE VERSES:** Before you teach Verse 1, have the children look at the Verse 1 Poster. Ask if they can tell the story of what the verse is about just by looking at the images and words. (The older kids should pick up on the images and story quickly.) Then slowly start introducing the verse a phrase at a time. You can sing a phrase, then have the children sing it with you several times, before moving on.

**OPTIONAL IDEA:** If the images are taped to the poster (instead of glue) you can remove a few at a time as they continue to practice the verse.

.....

**GAME IDEA: "HOT AND COLD":** This is a Primary Favorite and a very simple way to practice a song. Use a small object to hide- a Book of Mormon would work great for this!

**STEP 1:** Choose one child to be the Hunter, and have them leave the room just outside the door.

**STEP 2:** Choose another child to be the Hider. They will hide the small "object" somewhere in the room where you are playing.

**STEP 3:** Bring the Hunter back and start singing the song- **QUIETLY**. Have the Hunter wander the room to look for the hidden "object".

**STEP 4:** Sing **QUIETLY** when the Hunter is "cold" or far from the object. Start singing a bit **LOUDER** as they get "Warmer" or "Hot" as they are closer to the hidden "object." When the Hunter finds the "object," bring it upfront and the game ends. Choose two new children to help and start again.

**TIP:** Indicate to the Hunter that they are moving away from the hidden object by saying "colder." If they keep moving in the wrong direction, words that indicate degrees of cold, such as "freezing" or "icy." Also, tell the Hunter that they are getting closer to the hidden object by saying "hotter." As they move closer, say "burning" or "scorching."

[www.LovePrayTeach.com](http://www.LovePrayTeach.com)



## SUGGESTED LAYOUT

### "Praise to the Man"

- SIGNS ARE 8.5" X 11" EACH—
- CUT OUT WORD AND IMAGES—
- ATTACH EACH VERSE/CHORUS TO A 22" X 28" POSTER BOARD—
- VERSE 1, 2, AND CHORUS INCLUDED—

### CHORUS

Hail  ascended 


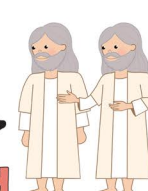
traitors & tyrants



mingling  plan brethren


conquer  here




Praise to the Man- Chorus

### VERSE 1

Praise  communed 

anointed  Seer 

Blessed  last dispensation

extol   revere 

Praise to the Man- Verse 1

### VERSE 2

Praise  martyr memory 

Honored = great  
blessed = name

long shall  Blood assassins

plead Heaven  fame

Praise to the Man- Verse 2

Chorus

ascended

High

&

traitors


tyrant's



minigling

blarver


borer



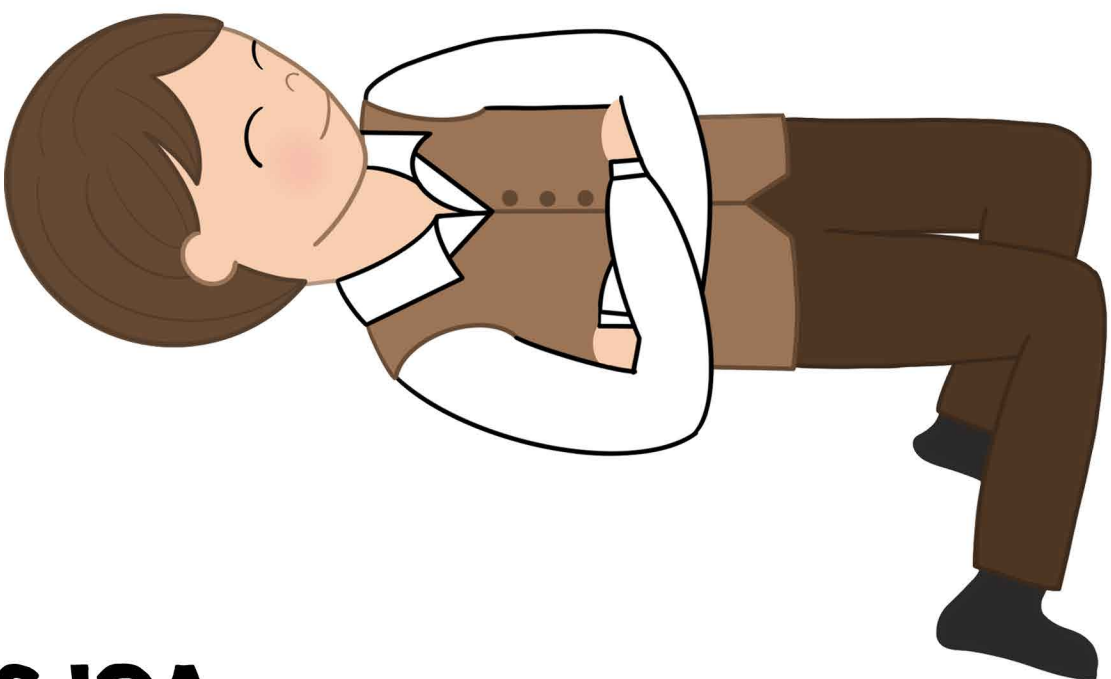




**Praise to the Man- Chorus**

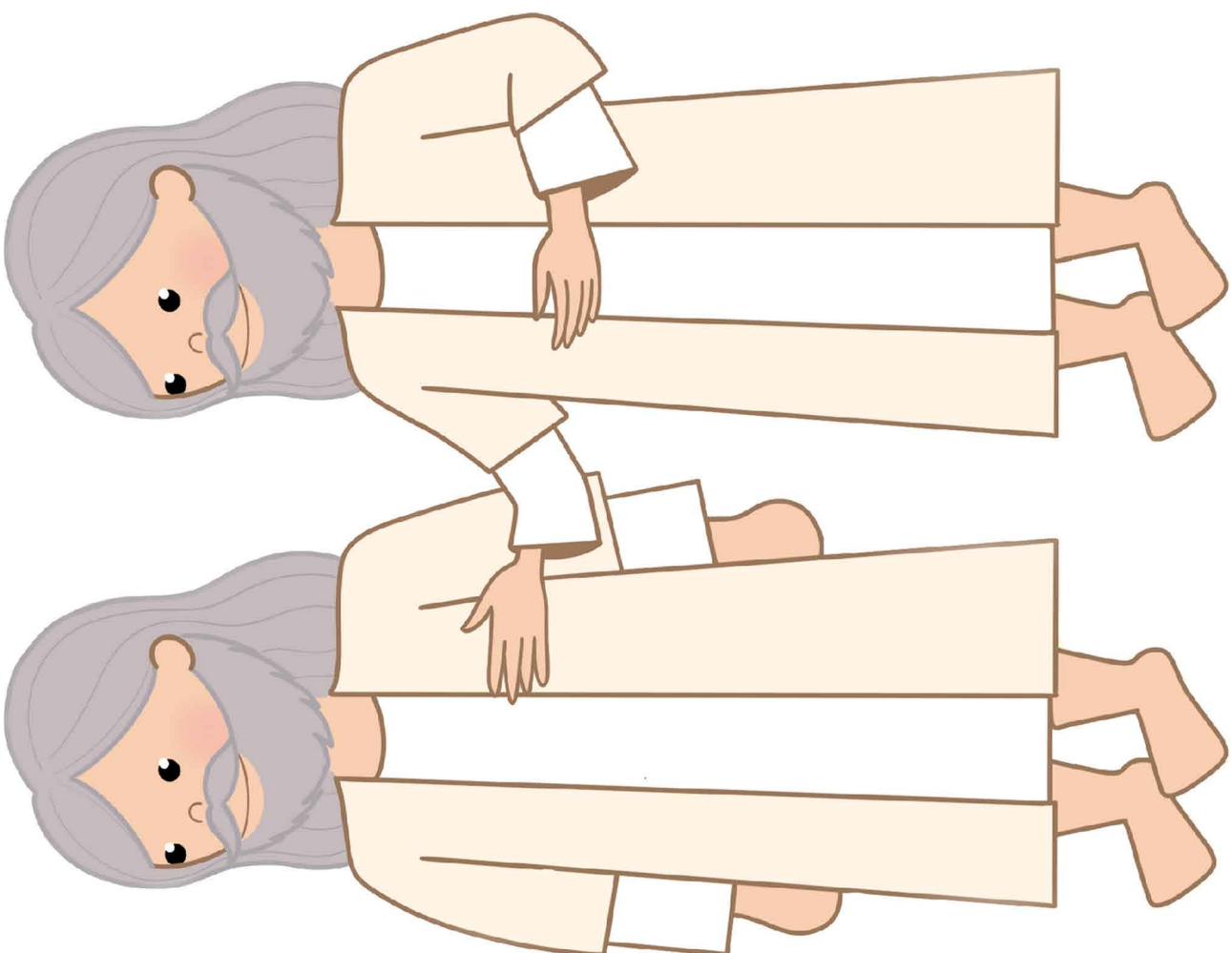


**conquer**



## Verse 1

---



Praxis

community

and junior

teacher  
education



Blessed

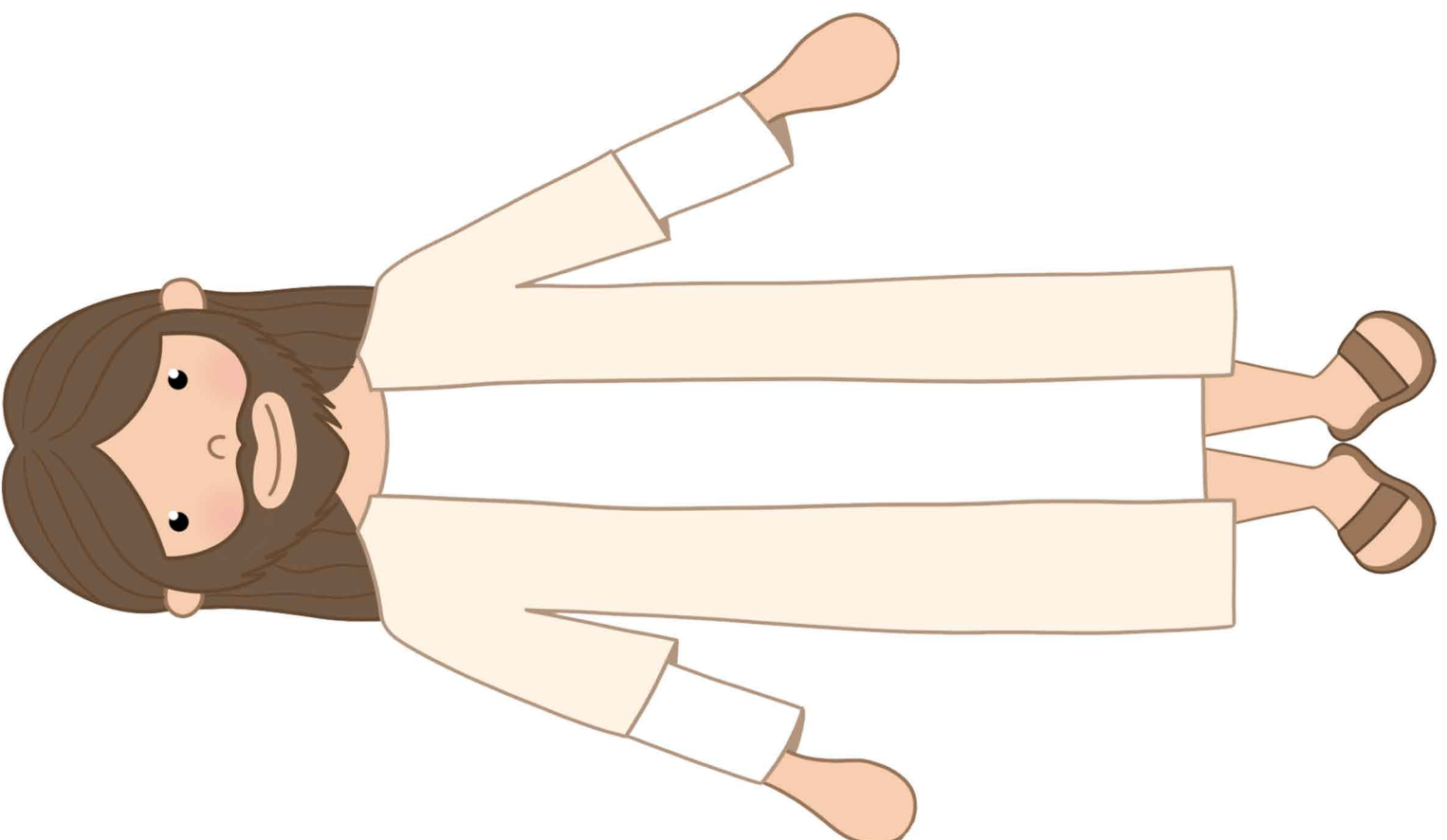




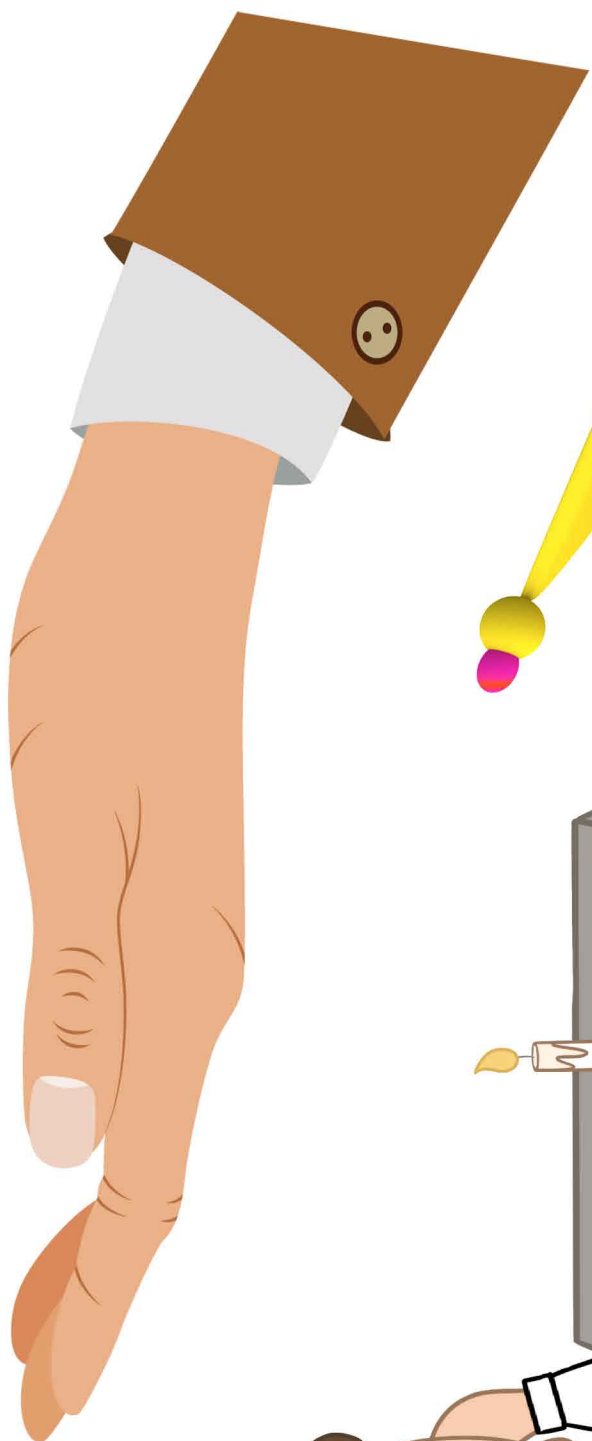
*last*

disposition




reverse







# Praise to the Man- Verse 1



**Verse 2**

**providis**

*memoriam*

**creatus**

**etiam**

**mart yr**

Honored  
== blessed

Bliss  
is as bliss




long  
shall


frome



plead



Heaven



# Praise to the Man- Verse 2

