



A Companion to
Doctrine & Covenants 2025 Come, Follow Me – For Home and Church
Activities and Learning Ideas for Primary

Thank you for purchasing our Primary lesson packet! When preparing these packets we follow the lesson outline in the *Come, Follow Me—For Home and Church: Doctrine and Covenants 2025*. We will never vary from the doctrine taught in the lesson outline. It is important that you always read through the lesson and all of the suggested scriptures. Then read through the helps we have provided and pray about which activities will be the most beneficial to your children. As always follow the guidance of the Spirit. We have designed our activity ideas to help facilitate a lesson full of thought and discussion. In your preparation be sure to leave time for the children to share ideas, questions, and experiences!

The packets are divided into two sections: Younger Children and Older Children. They follow the same outline as the manual under *Ideas for Teaching Children*. On the weeks that the manual includes 4 ideas, we will include 3 ideas for each age group for you to choose from. Feel free to pick and choose what will work for the children you are teaching.

PRINTING INSTRUCTIONS:

All of our files are on 8.5x11" pages for easy printing. You can print from home or send to a print shop. We suggest opening your PDFs in Adobe Reader and printing from there. It seems to solve many printing issues. Please make sure you have the most updated version. (It is a free download online.) Please use the JPG files included in your download if you have printing issues.

Printing Troubleshoot:

Q. It's only printing part of the image.


A. In your print box, check the box that says "fit" or "fit on page."

Q. I'm getting an "error" message when trying to print from Adobe Reader.

A. In the print screen, click on the "advanced" button and select "print as image." Or try printing from the JPG copy in your file.

Q. It's printing a black or white box behind an image.

A. If this is happening on your printer, then please use the JPG copy in your file. PDFs do weird things sometimes!



Click on the link above or scan this QR code to go to: *Doctrine & Covenants 2025 Come, Follow Me—For Home and Church*

ALLOWED:

You are allowed to print as many times as you need to for personal or church use only. Please save your files to your computer once you have downloaded them.

NOT ALLOWED:

Please do not share passwords to your account to others.

Do not share digital or physical files (We appreciate your honesty.) You are allowed to email individual JPG files if a child was absent from class and you'd like to send them an activity.

You are not allowed to post our products or any form of our products online with the intent of giving it away or selling it. No commercial use is allowed. (All of our products are copyrighted.)

You are not allowed to alter our products in any way without prior written permission.



January 6–12: Doctrine and Covenants 1

IDEAS FOR YOUNGER CHILDREN

ACTIVITY 1:

Doctrine &
Covenants
1:4, 37–39

PREPARE: For this activity you will need a poster of Jesus (you can check one out from your ward's media center.) Additionally, you will need to print double sided the President Nelson quote cards with the traffic signs. Once printed, cut out each card. Before you begin your lesson, hang up the poster of Jesus on one end of your room. On the other end of the room lay a path to Jesus with the warning/traffic signs as stepping stones making sure that the traffic signs are facing up.

(We found all of the quotes from President Nelson on [this article](#) on churchnews.com)

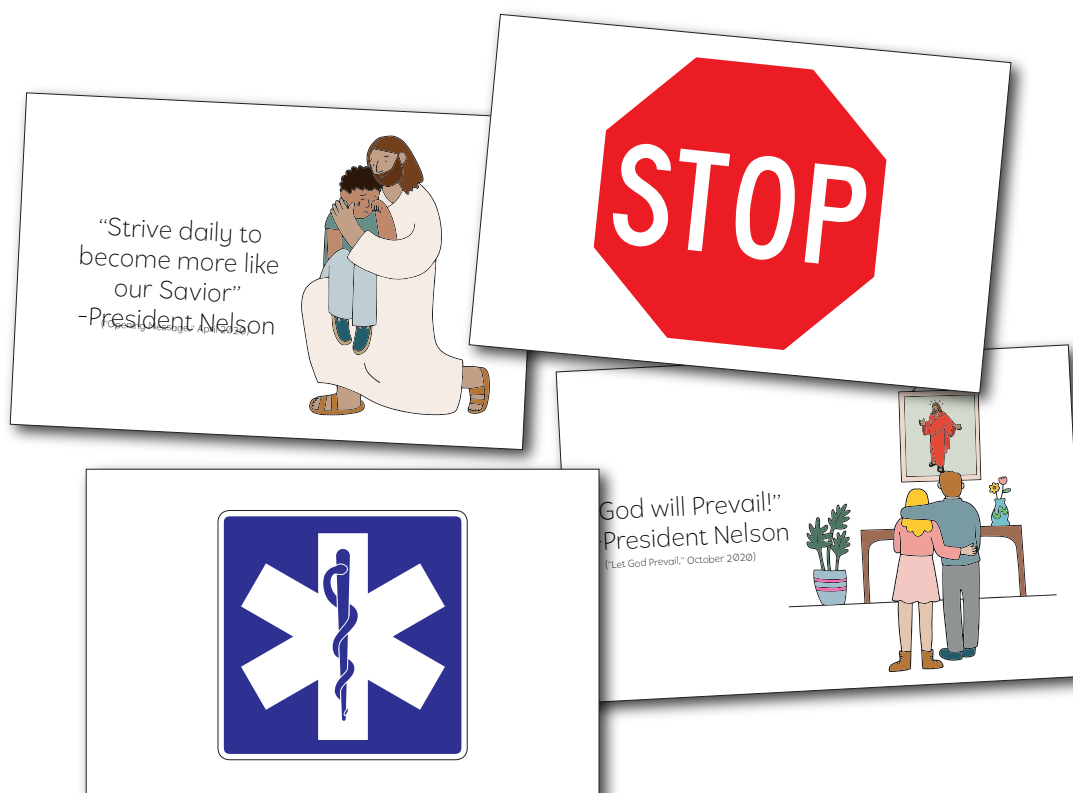
INTRODUCTION: The following activity goes along with the suggested activity under this subheading in the *Come, Follow Me—For Home and Church: Doctrine and Covenants 2025* manual under the "Ideas for Teaching Children" section.

ACTIVITY: Begin your lesson by lining your children up at the beginning of your path. Explain to your class that you're going to play a game! Point out all of the signs on the floor. Explain what they are, and how they keep us safe if we follow what they say. Compare these warnings to the warnings the Lord gives us through His prophets. Tell your children that the signs on the floor help keep us safe because the floor is lava and they have to get to the poster of Jesus without touching the ground in 5, 4, 3, 2, 1 GO!!! The children should hurry and get to a sign image. Once all of the children are on an image ask each child what their sign is for.

Starting with the child closest to the poster of Jesus, ask the children to make their way to the image of Jesus.

When all of your children have reached the poster ask the children to line up again. This time, ask them to pick one of the cards to turn over one card. Read what the card says, then explain how that quote from President Nelson can help keep us safe (or helps us return to Heavenly Father.)

If there is time left, end your lesson by passing out the activity page for the children to color for the remainder of class.



ACTIVITY 2:

Doctrine and
Covenants
1:17

PREPARE:As you prepare for your lesson gather the following: Print and cut out the suitcase and cards, Print double-sided the trip items with the commandment images on the back, one coloring page for each child in your class, Scissors, Tape/glue.

INTRODUCTION: The following activity goes along with the suggested activity under this subheading in the *Come, Follow Me—For Home and Church: Doctrine and Covenants 2025 manual* under the “Ideas for Teaching Children” section.

ACTIVITY: Before class begins, either lay down the trip items on the table with the commandment images face-down. Or hide the cards around the room. Introduce your lesson by asking the children to tell about a time they had to wait patiently for something to happen. Examples include a baby being born, a trip, or even someone coming to visit! When everyone has had a chance to share, ask how they prepared for the event. Did they clean the house, pack a suitcase, or clean the car?

Follow along with the suggested activity in the *Come, Follow Me—For Home and Church: Doctrine and Covenants 2025 manual*. Use the following activity to help the children think of ways we can prepare for Jesus Christ to come again.

Hang the cutout of the suitcase on the board. Use the cards you’ve laid out to help follow along with the suggested activity in the *Come, Follow Me—For Home and Church: Doctrine and Covenants 2025 manual*. If you’ve hidden the cards around the room, ask the children to go find them. If the cards are on the table, invite one child at a time to come up and pick one item. Let the children show the class what card(s) they have, then flip the card to reveal the commandment we can follow to because of the Restoration of the church! Hang the commandment card on the board in or around the suitcase.

When the cards have been hung up, pass out the coloring page. Invite the children to draw pictures of things they could “pack” in their spiritual bag to be comforted by Jesus Christ when hard things happen. While they are coloring, bear your testimony about how following the commandments helped you during a challenging time.



ACTIVITY 3:

Doctrine &
Covenants
1:17, 29

PREPARE: For this activity you will need a picture of Jesus and a picture of Joseph Smith. You can use one from your ward's Media Center, or find one on the church's website. Additionally, you will need to print and cut out two copies of the "Because of the Restoration" Cards.


INTRODUCTION: The following activity goes along with the suggested activity under this subheading in the *Come, Follow Me—For Home and Church: Doctrine and Covenants 2025 manual* under the "Ideas for Teaching Children" section.

ACTIVITY: Begin your activity today by letting the children hold a picture of the Savior and a picture of Joseph Smith. Ask your children if anyone knows who the pictures are of and why they're important. Explain briefly to your children that Joseph Smith was the prophet that began the restoration of Christ's Church. (We will be talking about the first vision next week, so this lesson is only a brief overview of the entirety of the restoration.)

To talk about some of the things that were restored to the earth from Jesus Christ through Joseph Smith play a matching game. Lay down all of the "Because of the Restoration" cards face-down on the ground. Let each child take a turn trying to find a match. Each time a match is found, discuss the image on the card. For example if the match of the priesthood ordination is found, talk about how the priesthood was restored to the earth through Joseph Smith.

When the game is over, explain to your children that as we study in the Doctrine and Covenants this year they will learn about the commandments restored or given to the earth through Joseph Smith.

End class by passing out the coloring page and helping your children answer the question on it.





IDEAS FOR OLDER CHILDREN

ACTIVITY 1:

Doctrine &
Covenants
1:17

PREPARE:

Print one “Challenges of our time” crossword puzzle for each child. Have pencils, scriptures, and scripture pencils for the children to use. Bring chalk and an eraser to write on the board.

INTRODUCTION:

The following activity goes along with the suggested activity under this section from this week’s lesson in *Come, Follow Me—For Home and Church: Doctrine and Covenants 2025: Ideas for Teaching Children*. To help the children learn more about ways the Lord is preparing us for hard times, do the following activity.

ACTIVITY:


Give the children time to share something they learned from their personal or family scripture study this week.

Begin the lesson by playing the “Road Trip” game. To play, one person begins by saying “I am going on a road trip and I will pack _____”, and the child will fill in one thing they would bring on their trip (for example, the first child would say “clothes”). The next child would say, “I am going on a road trip and I will pack clothes (naming the item the first child said) and _____”, and they would list an additional item. As you go around the circle, each child mentions all the items shared by the previous children, in order, before adding their own item. You can add a little twist to this game by setting the scene according to where you live: Going on a road trip through the mountains in the winter with a storm coming OR driving through the desert when it is 120 degrees outside and no gas stations for 100 miles. After everyone has had a turn, discuss any additional items you would bring if you knew your car would break down and you would be stranded for eight hours on the side of the road.

Explain that Heavenly Father and Jesus Christ know everything that’s coming in our lives. Because they love us so much, they have given us a few special things to help us stay safe and be happy no matter what happens. Read Doctrine and Covenants 1:17. Have the children underline the three things mentioned in this verse that the Lord has given us. As you read, refer the children to footnote “e” to understand what “spake unto him from heaven” means. After reading, write the three things on the board (1. Prophets “Joseph Smith, Jun.” 2. Revelation “spake from heaven” and 3. Commandments). Discuss the blessing of prophets who receive revelation from the Lord and then give us a members of the church commandments. Discuss how each can prepare us and keep us safe in hard times. After the discussion, the children could write “Prophets-Revelation-Commandments” in the margin of their scriptures by this verse (or add a Note in their Gospel Library App).

To review additional words the Lord gave to Joseph Smith and why, have the children compete the “Challenges of our time” crossword puzzle. The answers are all challenges of our time and the help the Lord has sent, all found in *Doctrine and Covenants 1:15-17, & 29-30*. NOTE: the answers are not always the words that come before the phrase, they are words that fit each scripture clue (an answer key is included in this packet). Encourage them to answer the reflection question on the back of their paper.

After the children complete the crossword, share your testimony of the restoration of the gospel and how it provides spiritual protection.



ACTIVITY 2:

Doctrine &
Covenants
1:17, 29

PREPARE:

Print one copy of the “Joseph Smith Jr.” sheet for each child. Have scriptures, pencils, and scripture pencils on hand for the children to use. Have the hymn “We Thank Thee, O God, for a Prophet” (Hymns, 19) ready to play on your Gospel Library App. Gather hymnbooks to use while singing.

INTRODUCTION:

The following activity goes along with the suggested activity under this section from this week’s lesson in *Come, Follow Me—For Home and Church: Doctrine and Covenants 2025: Ideas for Teaching Children*. To help the children learn about Joseph Smith being called by the Lord to guide His church as a prophet, do the following activity.

ACTIVITY:

Ask the children to share something they learned in the Doctrine and Covenants this week.

Hand out the worksheet, “Joseph Smith Jr.” to each child. Read through Doctrine and Covenants 1:17, 29–30 together and fill in the missing words to discover what the Lord gave us through Joseph Smith’s calling as a prophet. Encourage the children to underline each gift in their own scriptures (or mark it on their Gospel Library App). Discuss the importance of each gift.

Share how you gained your personal testimony of Joseph Smith. Share with the class that throughout this year, as we study the Doctrine and Covenants, each of our testimonies will be strengthened of the Prophet Joseph Smith and His calling to be the Lord’s prophet.

Give the children time to write their own testimony of Joseph Smith.

Sing “We Thank Thee, O God, for a Prophet.” Discuss additional blessings we receive through prophets mentioned in this hymn.

End the lesson by sharing your testimony of prophets, especially Joseph Smith and our living prophet today.

Joseph Smith Jr.

DIRECTIONS: Fill in the missing words to find gifts the Savior has given us because His church is restored.

Through Joseph Smith, the Lord gave us...

- 1** Joseph Smith, Jun., was called to be a _____. (vs. 17)
- 2** The Lord “spake unto him from heaven” or _____. (vs. 17 footnote e)
- 3** “and gave him _____” which are instructions or rules (vs. 17)
- 4** The “power to translate” ... the _____. (vs. 29)
- 5** The “power to lay the _____” _____. (vs. 30)



MY TESTIMONY OF JOSEPH SMITH

©LovePrayTeach.com

ACTIVITY 3:

Doctrine &
Covenants
1:30

PREPARE:

Print and cut out one copy of the “Living” vs. “Non Living” sorting activity and cut apart the “Picture Cards” and shuffle. (Note: all living cards are on one sheet, and nonliving are on the second sheet.) Print one “True and Living Church” sheet for each child. Have scriptures, pencils, crayons, and scripture pencils on hand for the children to use. Bring a marker, and tape or magnets for the sorting activity.

INTRODUCTION:

The following activity goes along with the suggested activity under this section from this week’s lesson in *Come, Follow Me—For Home and Church: Doctrine and Covenants 2025: Ideas for Teaching Children*. To help the children learn more what it means to be a part of a “true and living church”, do the following activity.

ACTIVITY:

Give the class a minute to share something they learned in the scriptures this week.

Read Doctrine and Covenants 1:30. Encourage the children to underline “the only true and living church” and discuss what they think this means. The children could write this phrase in the margins of their scriptures next to this verse (or add it as a Note on their Gospel Library App).

To help the children understand more, place the speech bubbles for “Living” and “Nonliving” on the board and ask the children what the definition is for each. Using a marker, write the definitions on each bubble.

Suggested Definitions:

(Living= alive, grow and develop, changing, growing, use energy, responding to its environment, adapting, etc.)

(Nonliving= was never alive, can’t move, cannot grow, dead, etc.)

Review living and nonliving things by playing “Match-Up”. Place all the “Picture Cards” face down on the table. Display the “Living” and “Nonliving” sign bubbles on the board. During the game, the children will be responding with a physical action. Practice the responses with the children as you point to each sign. If the answer is “Living” the children will stand and wiggle their entire body OR if the answer is “Nonliving”, they will hold completely still or freeze. To begin, have a child choose one card from the table and show the card to the class. The child holding the card counts; “1,2,3” and then all children can respond with the “Living” or “Nonliving” action at the same time. The child at the front places (with tape or a magnet) their card by the correct answer, and shares why it belongs with that option. (Example= a “Bee” card would be placed by the “Living” option, because it lives and moves.) Have a new child come up and repeat until all the cards are on the board.

After all cards are placed, point out the scriptures. They belong with the “Living” cards, because we are continually receiving more scripture or direction from the Lord especially from the Lord’s servants during General Conference.

To review, hand out the “True and Living Church” sheet.

Conclude the lesson by asking the children what it means that the Church is “true” and “living” by sharing what they wrote on their papers. Share your testimony of a message from a Latter-day prophet that has touched you or changed your life.



“True and Living Church”
THE CHURCH OF JESUS CHRIST OF LATTER-DAY SAINTS

What is the difference between something that is living and something that is not?

Read Doctrine and Covenants 1:30 and highlight the words the Lord uses to describe His church.

Color in the boxes of definitions of the word LIVING.

growing	alive	dead
ongoing	stays the same	progressing
stagnant	restoring	changing

In my own words, living means...

Why do you think it is important that Jesus Christ called His church “true and living”?

Why are you excited to belong to a “true and living” church?


©LOVEPRAYTEACH.COM

LESSON REVIEW MONTHLY COLORING PAGES

These monthly coloring pages are a great way for the children to show their families what they learned in Primary! You can also choose to give them next week's page so they will know what to study for the upcoming week with their families. If you have inactive children, drop one off at their home after church each week! We have designed these to be really simple, yet invite discussions at home.

We've included 2 versions. Choose what works best for your class:

- 4 Weeks on one page
- 1 Week on one page




ICE BREAKER ACTIVITY

PREPARE: Print and cut apart the "THIS/THAT" cards. Print one copy of the "This or That- What do you prefer? Winter Edition list". Hang the word "THIS" on one side of the class and hang the word "THAT" on the opposite wall.

ACTIVITY: Have the children stand in the middle of the room and read one choice from the "This or That- What do you prefer? Winter Edition list". While reading, point to "THIS" for the first choice and "THAT" for the second choice. Children will then choose which thing they like best and move to that side of the room. Ask one or two children to explain their choice and why. Continue with three or four different choices each week. (Space is provided to write your own examples that are more applicable for your class.)






Ice Breaker

THIS OR THAT

What do you prefer?

WINTER EDITION


hot chocolate or chocolate milk	"Once There Was A Snowman" or "Popcorn Popping"
pizza or chicken nuggets	"A Child's Prayer" or I Love or See the Temple"
cake or brownies	"I Am A Child of God" or
inside or outside	"Search, Ponder and Pray"
ice skating or ice hockey	Sacred Grove or Hill Cumorah
build snowman or snow fort	act out a scripture story or read
ski or snowboard	a scripture story
sledding or ice skating	watch a movie or sing a song
snowball fight or snow angels	Joseph Smith or Brigham Young
sweatshirt or hoodie	scripture or Gospel Library App
snow pants or snow bibs	General Conference or Stake
gloves or mittens	Conference
beanie or ear muffs	giving a talk or saying the
jacket or coat	prayer
long sleeves or short sleeves	walk to church or driving
fireplace or heater	reading out loud or reading
fuzzy blanket or warm socks	silently
board games or card games	working in groups or working
chocolate chip or sugar cookie	alone
New Year's or Valentine's Day	_____
indoor pool or hot tub	_____
draw or color	_____
mountains or park	_____
read a book or listen to a book	_____
science or social studies	_____
math or reading	_____
art or P.E.	_____
music or library	_____



©LovePrayTeach

“God will Prevail!”
–President Nelson

(“Let God Prevail,” October 2020)





“Receive the
blessings of the
holy temple.”
–President Nelson

(“Let Us All Press On,” April 2018)



“Call His Church
by the name He
decreed”
-President Nelson

(“The Correct Name of the Church,” October 2018)




“Repentance ...
is the key to
happiness”
-President
Nelson

(“We Can Do Better and
Be Better,” April 2019)



“Everything good in
life...begins with faith”
-President Nelson

(“Christ Is Risen; Faith in Him Will Move Mountains,” April 2021)



“Make time for
the Lord”
-President Nelson

(“Make Time for the Lord,” October 2021)



**REDUCED
SPEED
AHEAD**

**ROAD
CLOSED**



“Your decision to serve a mission will bless
you and many others”

–President Nelson

(“Preaching the Gospel of Peace,” April 2022)



“One of the
easiest ways to
identify a true
follower of Jesus
Christ is how
compassionately
that person
treats other
people”



–President Nelson

(“Peacemakers Needed,” April 2023)




“I have invited the youth
of The Church of Jesus
Christ of Latter-day
Saints to enlist in the
Lord’s youth
battalion—gathering
Israel”
—President Nelson

(“Witnesses, Aaronic Priesthood Quorums,
and Young Women Classes,” October 2019)




“Help, lift, and
love others”
—President Nelson

(“The Second Great Commandment,” October 2019)



“Strive daily to
become more like
our Savior”
-President Nelson

(“Opening Message,” April 2020)




“Stay firmly on the
covenant path”
-President Nelson

(“Moving Forward,” October 2020)



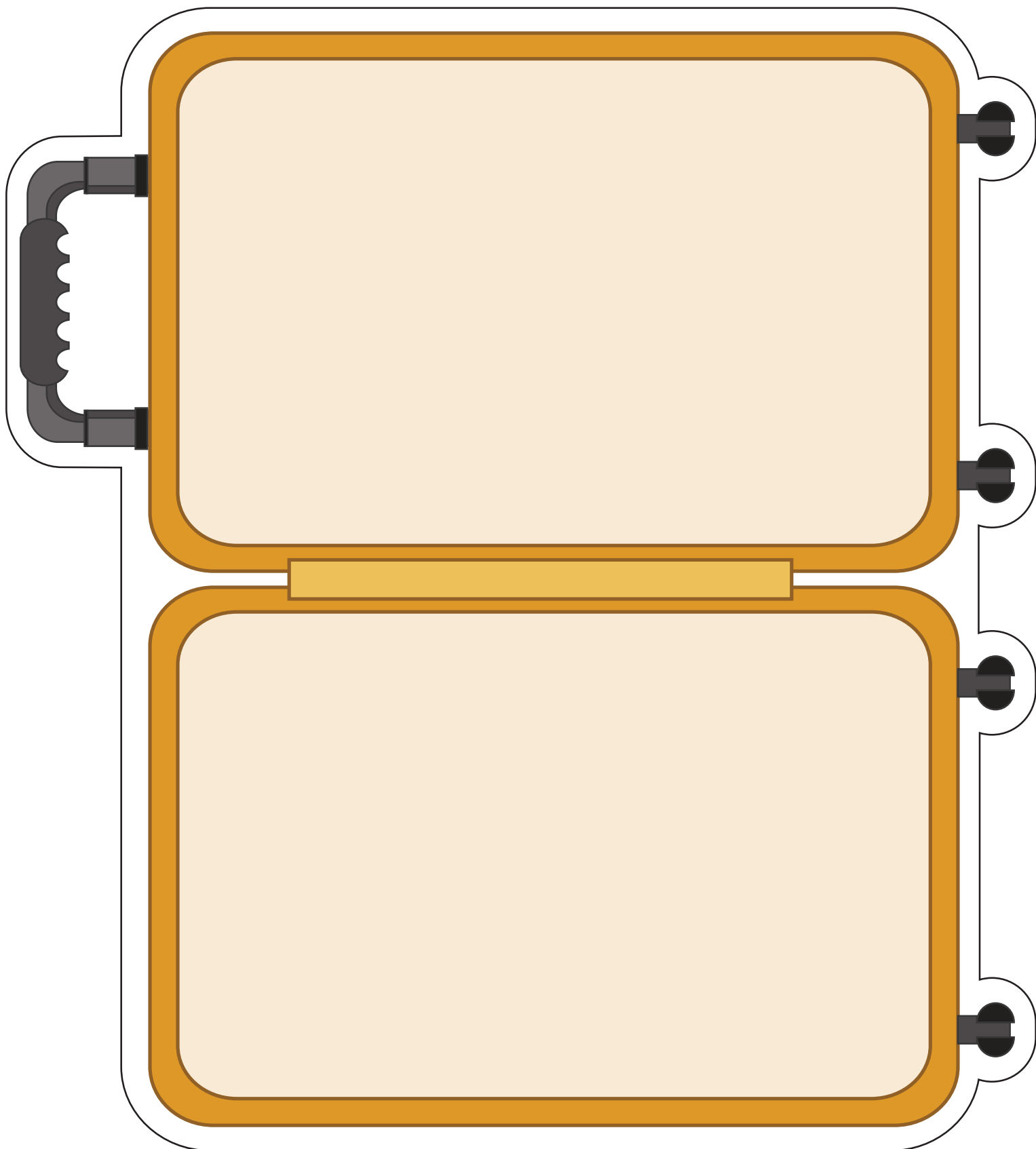
“Learn more
about Jesus
Christ. Turn to
Him! Follow Him!”
-President Nelson




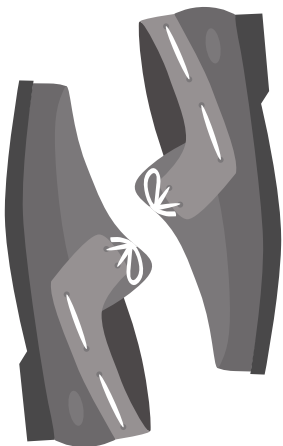
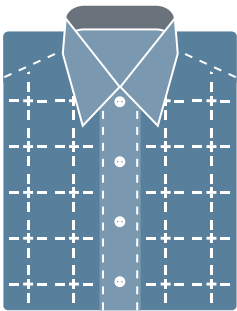
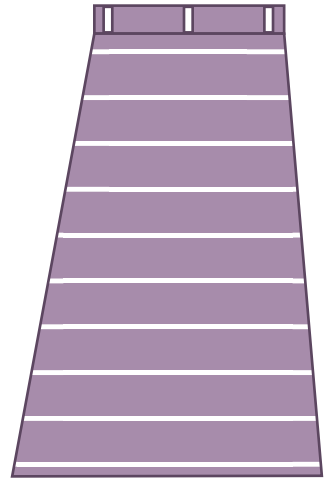

(“The Answer is Always Jesus Christ,” April 2023)





**SLIPPERY
WHEN WET**








Pray for Others



Read the Scriptures




Take the Sacrament



Help Others




Be Baptized



Share the Gospel




Love Everyone



Follow the Prophet

Tithing and Other Offerings		
Date: _____ Month or Year: _____		
Name (last, first, middle): _____ Use the same spelling on all your forms		
Membership record number: _____		
Tithing		
Fast offering		
General missionary		
Ward missionary		
Humanitarian aid		
Other (specify): _____		
Total		
Cheques	Currency	Gift
<small>Though reasonable efforts will be made globally to use donations as designated, all donations become the Church's property and will be used as the Church's sole discretion to further the Church's overall mission.</small>		


Pay Tithing



Attend Church




Honor your Parents



Visit the Temple



Receive the Holy Ghost



Say your Prayers

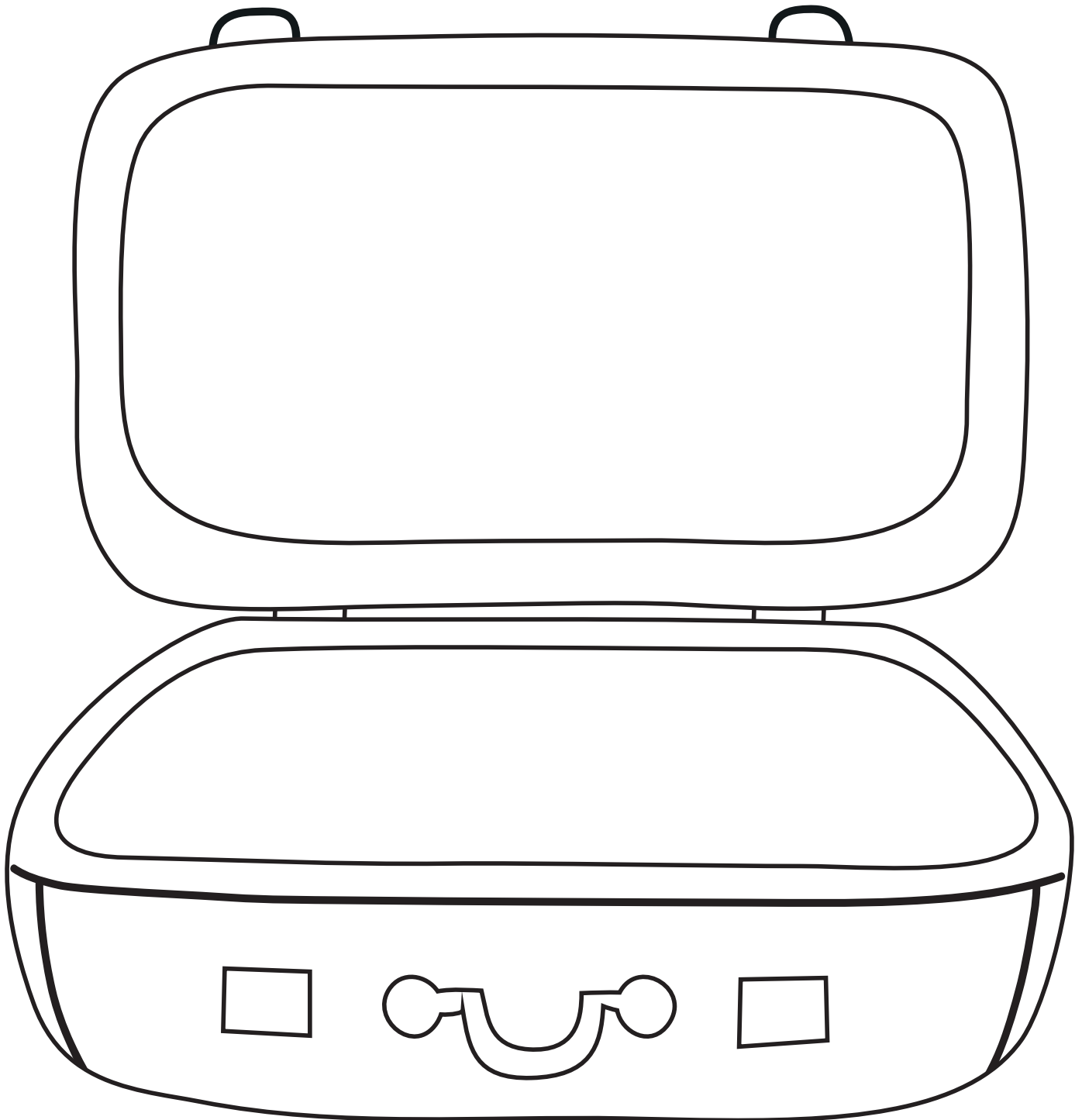




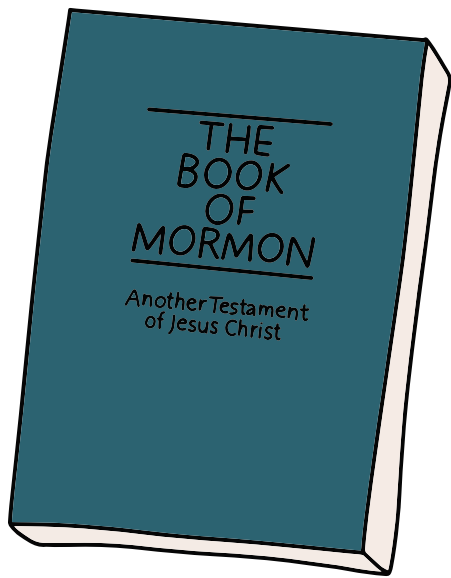
Do Service




Take care of your Body

Draw pictures of things
you could “pack” in your
spiritual bag to be comforted by
Jesus Christ









Joseph Smith
is God's
prophet.

**What are a few things that we have
now because of Joseph Smith?**

CHALLENGES of our time

DIRECTIONS: Complete the crossword by filling in a word that fits each scripture clue. The answers are all challenges of our time and help the Lord has sent, all found in...

Doctrine & Covenants 1:15-17, & 29-30.



REFLECTION:

On the back of your paper, answer this question:

How do
Heavenly Father's
commandments
help us when life
is hard?

DOWN

1. _____ I the Lord (two words- vs. 30)
2. _____ these commandments (vs. 30)
3. _____ in his own way (vs. 16)
5. _____ to lay the foundation of this church (vs. 30)
7. _____ Babylon the Great (two words- vs. 30)
12. _____ the record of the Nephites (vs. 29)
13. _____ the Lord to establish his righteousness (two words- vs. 16)
14. _____ from mine ordinances (vs. 15)
15. _____ it forth out of obscurity (vs. 30)


ACROSS

4. _____ the image of his own god (vs. 16)
6. _____ him commandments (vs. 17)
8. _____ old and shall perish (vs. 16)
9. _____ unto him from heaven (vs. 17)
10. _____ is in the likeness of the world (vs. 16)
11. _____ mine everlasting covenant (vs. 15)
14. _____ is that of an idol (vs. 16)
16. _____ the calamity (vs. 17)

CHALLENGES

of our time

Doctrine & Covenants 1:15-17, & 29-30.



On the back of your paper,
answer this question:

How do
Heavenly Father's
commandments
help us when life
is hard?

ACROSS

- ©LovePrayTeach

Joseph Smith Jr.

DIRECTIONS: Fill in the missing words to find gifts the Savior has given us because His church is restored.

Through Joseph Smith,
the Lord gave us...

MY TESTIMONY OF JOSEPH SMITH

- 1** Joseph Smith, Jun., was called to be a _____. (vs. 17)
- 2** The Lord “spake unto him from heaven” or _____. (vs. 17 footnote e)
- 3** “and gave him _____” which are instructions or rules (vs. 17)
- 4** The “power to translate” ... the _____. (vs. 29)
- 5** The “power to lay the _____” _____. (vs. 30)



©LovePrayTeach.com

Joseph Smith Jr.

DIRECTIONS: Fill in the missing words to find gifts the Savior has given us because His church is restored.

Through Joseph Smith,
the Lord gave us...

MY TESTIMONY OF JOSEPH SMITH

- 1** Joseph Smith, Jun., was called to be a _____. (vs. 17)
- 2** The Lord “spake unto him from heaven” or _____. (vs. 17 footnote e)
- 3** “and gave him _____” which are instructions or rules (vs. 17)
- 4** The “power to translate” ... the _____. (vs. 29)
- 5** The “power to lay the _____” _____. (vs. 30)



©LovePrayTeach.com

Joseph Smith Jr.

KEY

DIRECTIONS: Fill in the missing words to find gifts the Savior has given us because His church is restored.

Through Joseph Smith,
the Lord gave us...

MY TESTIMONY OF JOSEPH SMITH

answers will vary

- 1** Joseph Smith, Jun., was called to be a prophet. (vs. 17)
- 2** The Lord "spake unto him from heaven" or revelation. (vs. 17 footnote e)
- 3** "and gave him commandments" which are instructions or rules (vs. 17)
- 4** The "power to translate" ... the Book of Mormon. (vs. 29)
- 5** The "power to lay the foundation of this church". (vs. 30)



©LovePrayTeach.com

Joseph Smith Jr.

KEY

DIRECTIONS: Fill in the missing words to find gifts the Savior has given us because His church is restored.

Through Joseph Smith,
the Lord gave us...

MY TESTIMONY OF JOSEPH SMITH

answers will vary

- 1** Joseph Smith, Jun., was called to be a prophet. (vs. 17)
- 2** The Lord "spake unto him from heaven" or revelation. (vs. 17 footnote e)
- 3** "and gave him commandments" which are instructions or rules (vs. 17)
- 4** The "power to translate" ... the Book of Mormon. (vs. 29)
- 5** The "power to lay the foundation of this church". (vs. 30)




©LovePrayTeach.com

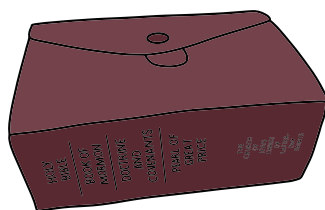





Nonliving






δυσλειτουργία





Scriptures



“True and Living Church”

THE CHURCH OF JESUS CHRIST OF LATTER-DAY SAINTS



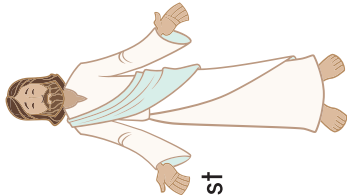
What is the difference between something that is living and something that it not?

Read Doctrine and Covenants 1:30 and highlight the words the Lord uses to describe His church.

Color in the boxes of definitions of the word LIVING.

growing	alive	dead
ongoing	stays the same	progressing
stagnant	restoring	changing

In my own words, living means...



Why do you think it is important that Jesus Christ called His church “true and living”?

Why are you excited to belong to a “true and living” church?

“True and Living Church”

THE CHURCH OF JESUS CHRIST OF LATTER-DAY SAINTS



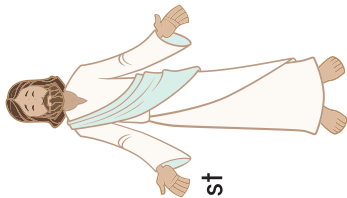
What is the difference between something that is living and something that it not?

Read Doctrine and Covenants 1:30 and highlight the words the Lord uses to describe His church.

Color in the boxes of definitions of the word LIVING.

growing	alive	dead
ongoing	stays the same	progressing
stagnant	restoring	changing

In my own words, living means...



Why do you think it is important that Jesus Christ called His church “true and living”?

Why are you excited to belong to a “true and living” church?

KEY “True and Living Church”

THE CHURCH OF JESUS CHRIST OF LATTER-DAY SAINTS



What is the difference between something that is living and something that it not?

answers will vary

Read Doctrine and Covenants 1:30 and highlight the words the Lord uses to describe His church.

Color in the boxes of definitions of the word LIVING.

growing	alive	dead
ongoing	stays the same	progressing
stagnant	restoring	changing

In my own words, living means...

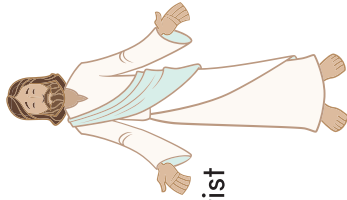
answers will vary

Why do you think it is important that Jesus Christ called His church “true and living”?

answers will vary

Why are you excited to belong to a “true and living” church?

answers will vary



KEY “True and Living Church”

THE CHURCH OF JESUS CHRIST OF LATTER-DAY SAINTS



What is the difference between something that is living and something that it not?

answers will vary

Read Doctrine and Covenants 1:30 and highlight the words the Lord uses to describe His church.

Color in the boxes of definitions of the word LIVING.

growing	alive	dead
ongoing	stays the same	progressing
stagnant	restoring	changing

In my own words, living means...

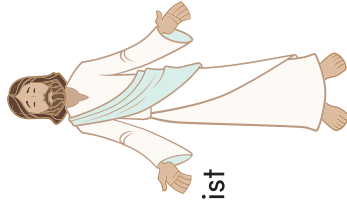
answers will vary

Why do you think it is important that Jesus Christ called His church “true and living”?

answers will vary

Why are you excited to belong to a “true and living” church?

answers will vary





THE



FAIR



Ice Breaker




THIS OR THAT

What do you prefer?

WINTER EDITION

- hot chocolate or chocolate milk
- pizza or chicken nuggets
- cake or brownies
- inside or outside
- ice skating or ice hockey
- build snowman or snow fort
- ski or snowboard
- sledding or ice skating
- snowball fight or snow angels
- sweatshirt or hoodie
- snow pants or snow bibs
- gloves or mittens
- beanie or ear muffs
- jacket or coat
- long sleeves or short sleeves
- fireplace or heater
- fuzzy blanket or warm socks
- board games or card games
- chocolate chip or sugar cookie
- New Year's or Valentine's Day
- indoor pool or hot tub
- draw or color
- mountains or park
- read a book or listen to a book
- science or social studies
- math or reading
- art or P.E.
- music or library
- "Once There Was A Snowman" or "Popcorn Popping"
- "A Child's Prayer" or "I Love to See the Temple"
- "I Am A Child of God" or "Search, Ponder and Pray"
- Sacred Grove or Hill Cumorah
- act out a scripture story or read a scripture story
- watch a movie or sing a song
- Joseph Smith or Brigham Young
- physical scriptures or Gospel Library App
- General Conference or Stake Conference
- giving a talk or saying the prayer
- walk to church or driving
- reading out loud or reading silently
- working in groups or working alone
- _____
- _____
- _____
- _____
- _____





Joseph Smith-History 1:27-65

Joseph Smith-History 1:1-16

Doctrine and Covenants 1


The Restoration
Proclamation

“This is
My Beloved Son.
Hear Him!”

Joseph Smith-History 1:17

JANUARY WEEK 2

Doctrine and Covenants 1



What was Joseph Smith's role in restoring Jesus Christ's church on the earth?

JANUARY WEEK 3


Joseph Smith—History 1:1–26



What did Joseph Smith pray for
in the Sacred Grove?

JANUARY WEEK 1


The Restoration of the Fulness
of the Gospel of Jesus Christ



What are you most excited
to learn about this year?

JANUARY WEEK 2

Doctrine and Covenants 1



What was Joseph Smith's role in restoring
Jesus Christ's church on the earth?

JANUARY WEEK 3


Joseph Smith—History 1:1–26



What did Joseph Smith pray for
in the Sacred Grove?

JANUARY WEEK 4

Doctrine and Covenants 2;
Joseph Smith—History 1:27–65



Ask your parents to tell you a story
about one of your ancestors.